



# UNIVERSITÀ DI PARMA

## ARCHIVIO DELLA RICERCA

University of Parma Research Repository

L718Q Mutation as New Mechanism of Acquired Resistance to AZD9291 in EGFR-Mutated NSCLC

This is the peer reviewed version of the following article:

*Original*

L718Q Mutation as New Mechanism of Acquired Resistance to AZD9291 in EGFR-Mutated NSCLC / Bersanelli, Melissa; Minari, Roberta; Bordi, Paola; Gnetti, Letizia; Bozzetti, Cecilia; Squadrilli, Anna; Lagrasta, Costanza Anna Maria; Bottarelli, Lorena; Osipova, Ganna; Capelletto, Enrica; Mor, Marco; Tiseo, Marcello. - In: JOURNAL OF THORACIC ONCOLOGY. - ISSN 1556-0864. - 11:10(2016), pp. e121-3-e123. [10.1016/j.jtho.2016.05.019]

*Availability:*

This version is available at: 11381/2815577 since: 2021-10-11T10:23:00Z

*Publisher:*

Lippincott Williams and Wilkins

*Published*

DOI:10.1016/j.jtho.2016.05.019

*Terms of use:*

Anyone can freely access the full text of works made available as "Open Access". Works made available

*Publisher copyright*

note finali coverpage

(Article begins on next page)

02 May 2026

L718Q Mutation as New Mechanism of Acquired Resistance to AZD9291 in *EGFR*-Mutated NSCLC

<sup>10</sup> Melissa Bersanelli,<sup>a,\*</sup> Roberta Minari,<sup>a</sup> Paola Bordi,<sup>a</sup> Letizia Gnetti,<sup>b</sup>  
<sup>11</sup> Cecilia Bozzetti,<sup>a</sup> Anna Squadrilli,<sup>a</sup> Costanza Anna Maria Lagrasta,<sup>b</sup>  
<sup>12</sup> Lorena Bottarelli,<sup>b</sup> Ganna Osipova,<sup>a</sup> Enrica Capelletto,<sup>c</sup> Marco Mori,<sup>d</sup> Marcello Tiseo<sup>a</sup>

<sup>13</sup> <sup>a</sup>Medical Oncology Unit, University Hospital of Parma, Parma, Italy

<sup>14</sup> <sup>b</sup>Pathologic Anatomy Unit, University Hospital of Parma, Parma, Italy

<sup>15</sup> <sup>c</sup>Oncology Department, University of Turin, Orbassano, Italy

<sup>16</sup> <sup>d</sup>Pharmacy Department, University of Parma, Parma, Italy

Received 6 April 2016; revised 15 May 2016; accepted 19 May 2016

Available online - XXX

## Introduction

AZD9291 (osimertinib) is an irreversible third-generation *EGFR* tyrosine kinase inhibitor (TKI) with impressive tumor responses in *EGFR*<sup>T790M</sup>-mutated NSCLC.<sup>1</sup> The selectivity of AZD9291 for *EGFR* T790M depends on its covalent interaction with cysteine 797 in the adenosine triphosphate-binding cleft. Mutation at the *EGFR* C797 codon, such as the missense variant C797S, has been demonstrated as the principal mechanism of acquired resistance to third-generation *EGFR* TKIs.<sup>2</sup> Little is known about alternative mechanisms.<sup>3</sup> Herein, we reported a case with coexisting primitive L858R and acquired T790M mutations and development of resistance to AZD9291 through the occurrence of a new *EGFR* L718Q mutation that was previously reported in vitro but never confirmed in patients until now.<sup>4</sup>

## Case Report

Advanced lung adenocarcinoma was diagnosed in a 71-year-old woman in February 2012. The TheraScreen test (Qiagen, Hilden, Germany) on DNA of a histological specimen of the tumor was positive only for L858R mutation on exon 21 of *EGFR* gene. First-line treatment with gefitinib was started in March 2012, with a partial response until January 2014, when progressive disease (PD) was demonstrated. Six cycles of chemotherapy with carboplatin-pemetrexed were then administered with PD. New pulmonary biopsies performed in July 2014 allowed identification of the T790M mutation. AZD9291 in a phase I clinical trial was started in August 2014 (Fig. 1A [left]), with the partial response maintained until September 2015 (Fig. 1A [middle]). A new nodal biopsy performed at the time of PD (Fig. 1A [right]) confirmed L858R and T790M mutations and excluded (by Sanger sequencing) the

presence of the C797S *EGFR* resistance mutation. Potential *EGFR*-independent mechanisms of resistance such as the following were also excluded: anaplastic lymphoma receptor tyrosine kinase gene (*ALK*) rearrangement; erb-b2 receptor tyrosine kinase 2 gene (*HER2*), *EGFR*, MNNG HOS Transforming gene (*MET*), and fibroblast growth factor receptor gene (*FGFR*) amplifications; and *KRAS* and *BRAF* mutations. Next-generation sequencing (NGS) was then performed on the same specimen, revealing a new *EGFR* mutation, c.2153T>A p.L718Q (Fig. 1B). Next-generation sequencing retrospectively performed on the AZD9291 pretreatment specimen confirmed the new occurrence of this mutation. With the limitation that negativity of the pre-AZD9291 sample could not be excluded for this mutation because of tumor heterogeneity, Sanger sequencing also confirmed these results (Fig. 1C).

## Discussion

Recent studies revealed that acquired resistance to AZD9291 is mediated mainly by the *EGFR* C797S mutation or loss of the *EGFR* T790M mutation in patients with *EGFR*<sup>T790M</sup>-mutant NSCLC.<sup>2,4</sup> Here, we present the first clinical report of resistance to AZD9291 mediated by the L718Q mutation in a patient with *EGFR*<sup>L858R/T790M</sup>-mutant NSCLC.

\*Corresponding author.

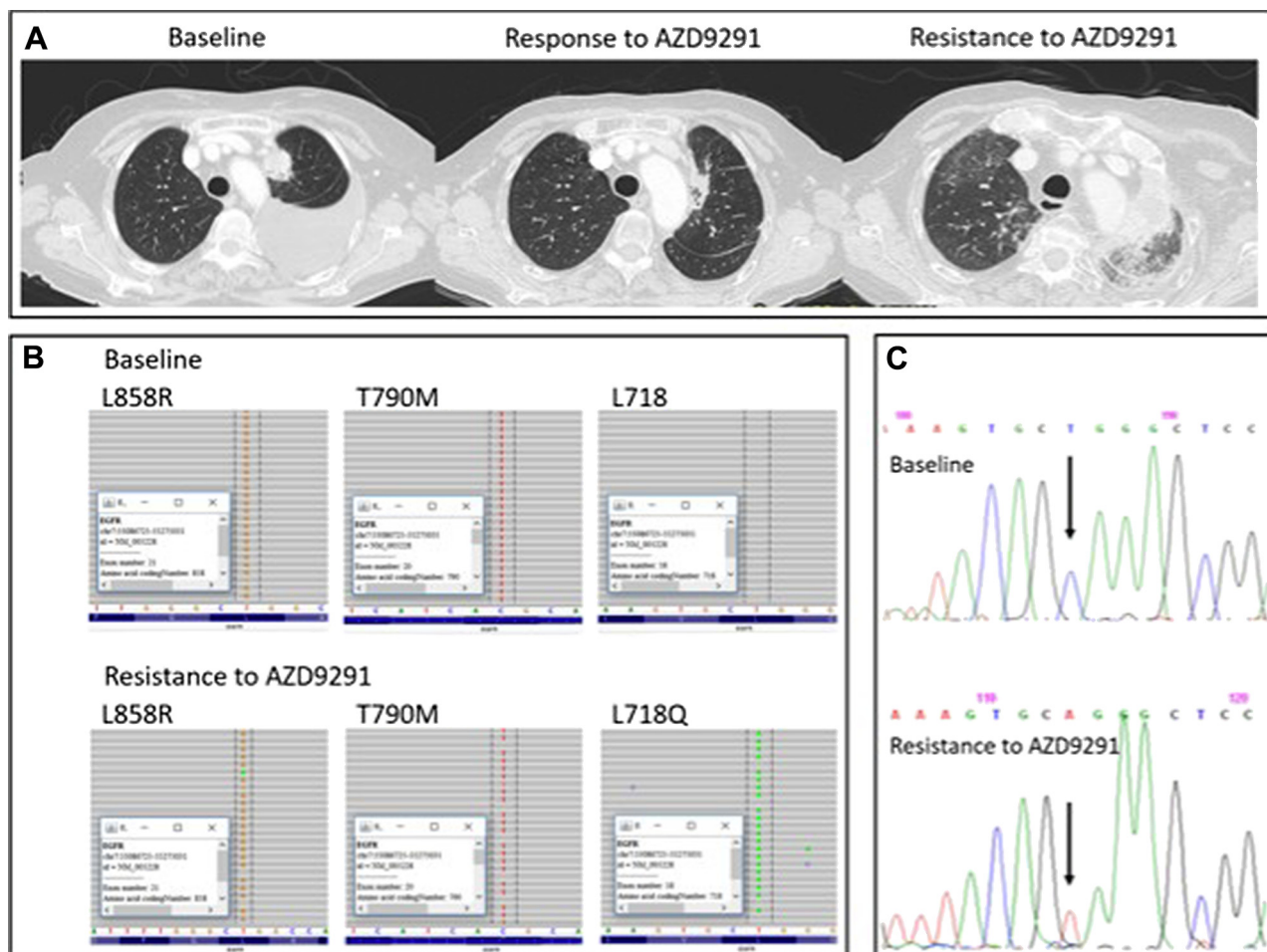
Disclosure: The authors declare no conflict of interest.

Address for correspondence: Melissa Bersanelli, Medical Oncology Unit, University Hospital of Parma, Parma, Italy. E-mail: bersamele@libero.it

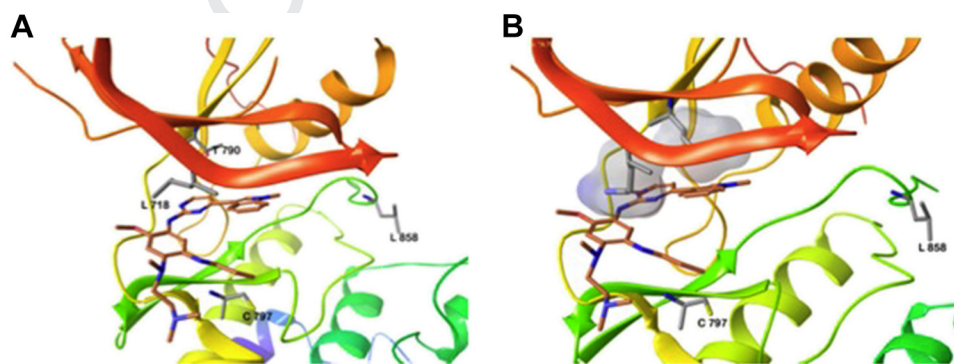
© 2016 International Association for the Study of Lung Cancer. Published by Elsevier Inc. All rights reserved.

ISSN: 1556-0864

<http://dx.doi.org/10.1016/j.jtho.2016.05.019>




**Figure 1.** Acquired resistance to AZD9291. (A) Computed tomography of the chest showed the tumor at baseline before AZD9291 treatment (*left*), a partial response (*middle*), and progressive disease after treatment with AZD9291 (*right*). (B) The Integrative Genomics Viewer (Broad Institute, Cambridge, MA) revealed the mutational status of tumor at baseline (*top*) and after AZD9291 therapy (*bottom*). Next-generation sequencing was performed with TruSight Tumor 26 genes (Illumina, San Diego, CA) on the MiSeq platform (Illumina). (C) Sanger sequencing of EGFR exon 18 gene confirmed the occurrence of L718Q mutation in the tumor.



**Figure 2.** Interaction of AZD9291 with EGFR. (A) Crystal structure of wild-type EGFR in complex with AZD9291 (PDB code 4ZAU). L718 directly contacts the inhibitor in an arrangement that favors the formation of a covalent bond with C797. (B) Structural model illustrating the effects of the T790M and L718Q resistance mutations (*gray volumes*). Although the bulkier side chain of methionine at position 790 does not interfere with AZD9291 docking, the glutamine side chain at position 718 is expected to sterically interfere with the pose of AZD9291 that allows covalent bonding to C797.

215 Ercan et al. reported L718Q *EGFR* mutation as in vitro  
 216 mechanism of resistance to AZD9291, although it  
 217 occurred more frequently in WZ4002- and CO-1686-  
 218 resistant models. With third-generation agents, triple-  
 219 mutated L858R/T790M/L718Q Ba/F3 cells showed a  
 220 high concentration that inhibits 50%, as in cells with  
 221 L858R/L718Q.<sup>4</sup> Our clinical report confirms this pre-  
 222 clinical evidence. Intriguingly, this preclinical study  
 223 provided an in vitro demonstration that this triple mu-  
 224 tation could potentially be sensitive to an irreversible  
 225 quinazoline *EGFR* TKI such as afatinib.<sup>4</sup>

226 L718Q mutation could mediate drug resistance, likely  
 227 through steric hindrance and affect drug binding.  
 228  We built a crystallographic model demonstrating that  
 229 the L718, which is located in the crystal structure of  
 230 AZD9291 in complex with *EGFR*, is in direct contact  
 231 with aniline ring and that the L718Q substitution  
 232 likely interferes with irreversible binding of the com-  
 233 pound, reducing the efficiency of covalent bond  
 234 formation between the acrylamide warhead and C797  
 235 thiol group (Fig. 2).<sup>5</sup>

The identification of such new mechanisms of ac-  
 240 quired resistance could allow better management of  
 241 *EGFR* TKI therapy and provide alternative targets for  
 242 development of new inhibitors.

## References

- 243 1. Jänne PA, Yang JC, Planchard D, et al. AZD9291 in *EGFR*  
 244 inhibitor-resistant non-small-cell lung cancer. *N Engl J*  
 245 *Med.* 2015;372:1689-1699. 275
- 246 2. Thress KS, Pawelets CP, Felip E, et al. Acquired *EGFR*  
 247 C797S mutation mediates resistance to AZD9291 in  
 248 non-small-cell lung cancer harboring *EGFR* T790M.  
 249 *Nat Med.* 2015;21:560-562. 276
- 250 3. Kim TM, Song A, Kim DW, et al. Mechanisms of acquired  
 251 resistance to AZD9291. *J Thorac Oncol.* 2015;10:  
 252 1736-1744. 277
- 253 4. Ercan D, Choi HG, Yun CH, et al. *EGFR* mutations and  
 254 resistance to irreversible pyrimidine based *EGFR* in-  
 255 hibitors. *Clin Can Res.* 2015;21:3913-3923. 278
- 256 5. Yosaatmadja Y, Silva S, Dickson JM, et al. Binding mode  
 257 of the breakthrough inhibitor AZD9291 to epidermal  
 258 growth factor receptor revealed. *J Struct Biol.* 2015;192:  
 259 539-544. 279

UNCORRECTED

236  
237  
238  
239  
240  
241  
242  
243  
244  
245  
246  
247  
248  
249  
250  
251  
252  
253  
254  
255  
256  
257  
258  
259  
260  
261  
262  
263  
264  
265  
266  
267  
268

269  
270  
271  
272  
273  
274  
275  
276  
277  
278  
279  
280  
281  
282  
283  
284  
285  
286  
287  
288  
289  
290  
291  
292  
293  
294  
295  
296  
297  
298  
299  
300  
301  
302  
303  
304  
305  
306  
307  
308  
309  
310  
311  
312  
313  
314  
315  
316  
317  
318  
319  
320  
321  
322